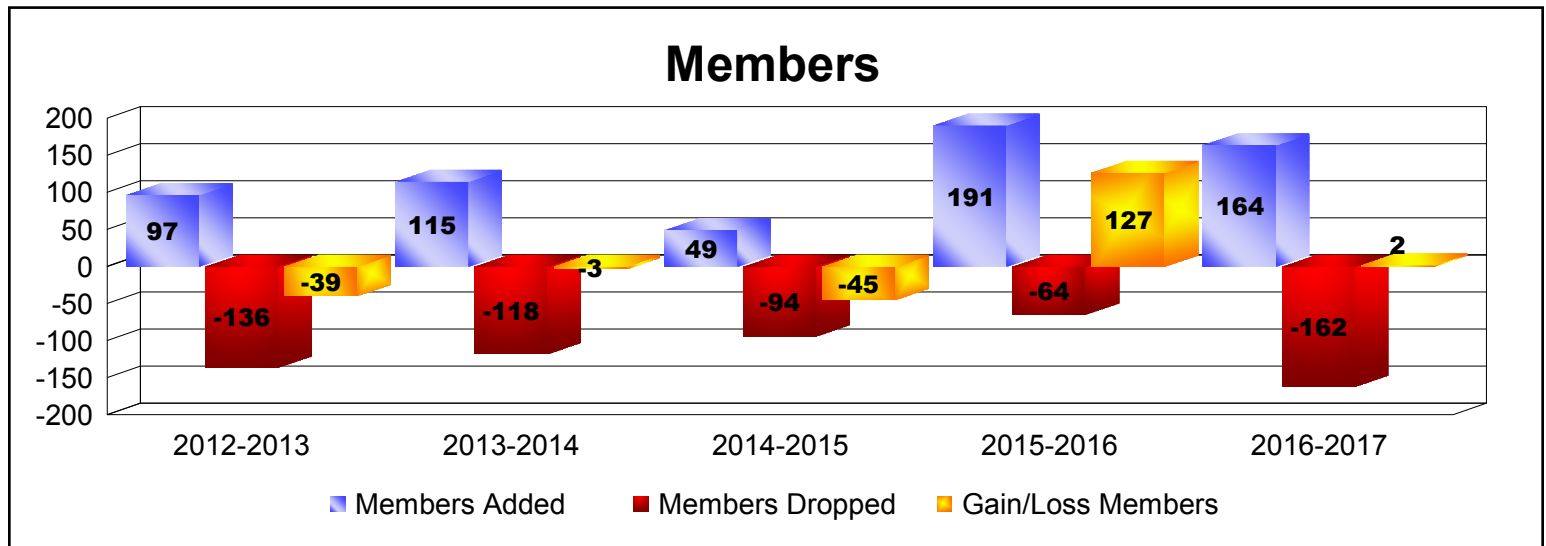
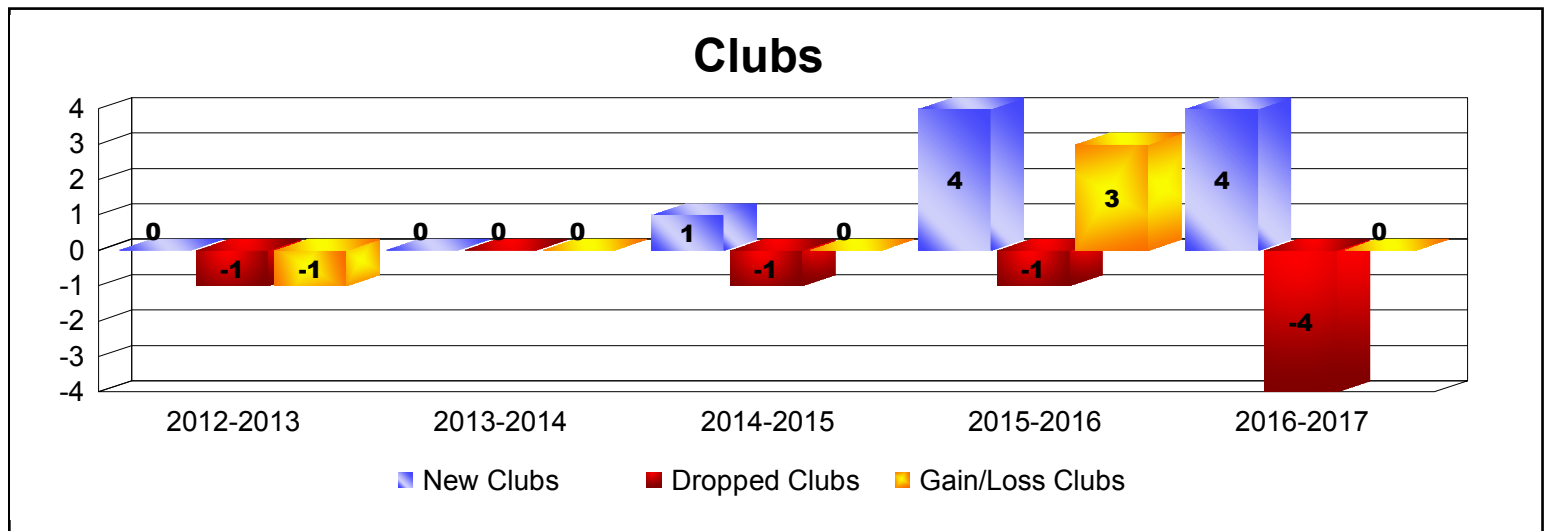
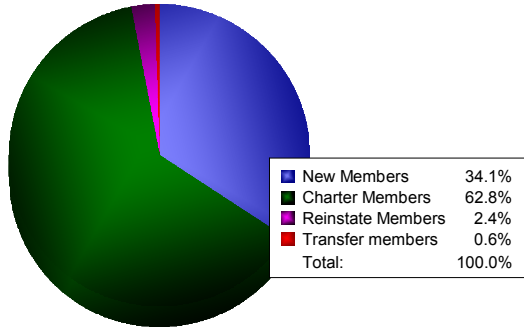


| Year           | New Clubs | Dropped Clubs | Gain/ Loss Clubs | New Members | Charter Members | Reinstate Members | Transfer Members | Total Member Added | Total Members Dropped | Gain/ Loss Members |
|----------------|-----------|---------------|------------------|-------------|-----------------|-------------------|------------------|--------------------|-----------------------|--------------------|
| 2012-2013      | 0         | -1            | -1               | 67          | 0               | 29                | 1                | 97                 | -136                  | -39                |
| 2013-2014      | 0         | 0             | 0                | 71          | 13              | 25                | 6                | 115                | -118                  | -3                 |
| 2014-2015      | 1         | -1            | 0                | 25          | 21              | 3                 | 0                | 49                 | -94                   | -45                |
| 2015-2016      | 3         | -1            | 2                | 90          | 72              | 3                 | 6                | 171                | -64                   | 107                |
| 2015-2016      | 1         | 0             | 1                | 0           | 20              | 0                 | 0                | 20                 | 0                     | 20                 |
| 2016-2017      | 3         | -4            | -1               | 47          | 77              | 4                 | 1                | 129                | -151                  | -22                |
| 2016-2017      | 1         | 0             | 1                | 9           | 26              | 0                 | 0                | 35                 | -11                   | 24                 |
| <b>Average</b> | <b>1</b>  | <b>-1</b>     | <b>0</b>         | <b>44</b>   | <b>33</b>       | <b>9</b>          | <b>2</b>         | <b>88</b>          | <b>-82</b>            | <b>6</b>           |



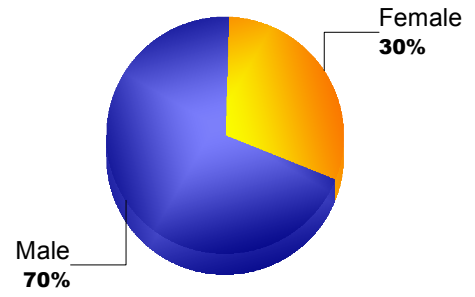
## Membership Composition

June 2017 Cumulative



## Gender Comparison

June 2017 Cumulative



| Year           | New Clubs | Dropped Clubs | Gain/ Loss Clubs | New Members | Charter Members | Reinstate Members | Transfer Members | Total Member Added | Total Members Dropped | Gain/ Loss Members |
|----------------|-----------|---------------|------------------|-------------|-----------------|-------------------|------------------|--------------------|-----------------------|--------------------|
| 2012-2013      | 3         | -1            | 2                | 101         | 71              | 12                | 0                | 184                | -94                   | 90                 |
| 2013-2014      | 2         | 0             | 2                | 144         | 59              | 20                | 1                | 224                | -117                  | 107                |
| 2014-2015      | 2         | 0             | 2                | 147         | 68              | 5                 | 0                | 220                | -117                  | 103                |
| 2015-2016      | 1         | -1            | 0                | 124         | 28              | 3                 | 2                | 157                | -203                  | -46                |
| 2016-2017      | 1         | -1            | 0                | 231         | 22              | 7                 | 0                | 260                | -157                  | 103                |
| <b>Average</b> | <b>2</b>  | <b>-1</b>     | <b>1</b>         | <b>149</b>  | <b>50</b>       | <b>9</b>          | <b>1</b>         | <b>209</b>         | <b>-138</b>           | <b>71</b>          |

